



Customer branding for EVBox Troniq Modular and EVBox Troniq High Power

Showcase your unique brand with our custom branding options

We offer you complementary branding options for your EVBox Troniq Modular or Troniq High Power stations that can be done on your own or fulfilled by EVBox on your behalf.

Please see below the options:

- 01** Branding by your preferred service provider following EVBox guidelines
- 02** In-factory paint service (with minimum order quantities)
- 03** In-factory stickering service (with minimum order quantities)



01 Branding by your preferred service provider

We offer templates for station wrapping (linked at the bottom of this page). Please adhere to the guidelines listed here and submit your custom design to your preferred vendor.

- Surface: Powder coated stainless steel.
- Recommended material: Weatherproof and UV resistant material with highly adhesive properties.
- Brandable areas: Please respect brandable areas to allow the station to work unhindered and to allow the correct display of the mandatory certification labels.
- Fixation screws: Please avoid wrapping external fixation screws to allow maintenance work.

02 In-factory paint service

Limitations

- This service requires an annual commitment of € 1M per year for one design and a minimum order by purchase order of 20 Troniq stations for delivery in a single batch.
- A single color per batch including all 4 panels of the unit.
- No colored spare parts are available.
- Dark colors may influence the performance of the station (generating heat, thus inducing power derating).

Your deliverables

- RAL number.
- We will ask you to validate the first unit, possibly via pictures shared online.

Timeline

2 months after providing the purchase order and the deliverables listed above.

03 In-factory stickering service

Limitations

- This service requires an annual commitment of € 1M per year for one design and a minimum order by purchase order of 10 Troniq stations for delivery in a single batch.
- Dark colors may influence the performance of the station (generating heat, thus inducing power derating).
- Maximum surface covered: 2074 cm².
- Maximum stickers number per charging station: 12.
- Generic stickers only (no specific stickers with ChargeBoxID, connectors ID or other chargers unique ID).
- Maximum sticker size: 172 cm height and below the maximum threshold of 2074 cm².

Your deliverables

- Logos and other graphic elements in pre-press format (Adobe Illustrator or equivalent).
- Positioning of these graphic elements with dimensions on the station template (other formats available on request: .AI, .DWG, .DXF, .TIF, .pdf).
- We will ask you to validate the first unit, possibly via pictures shared online.

Timeline

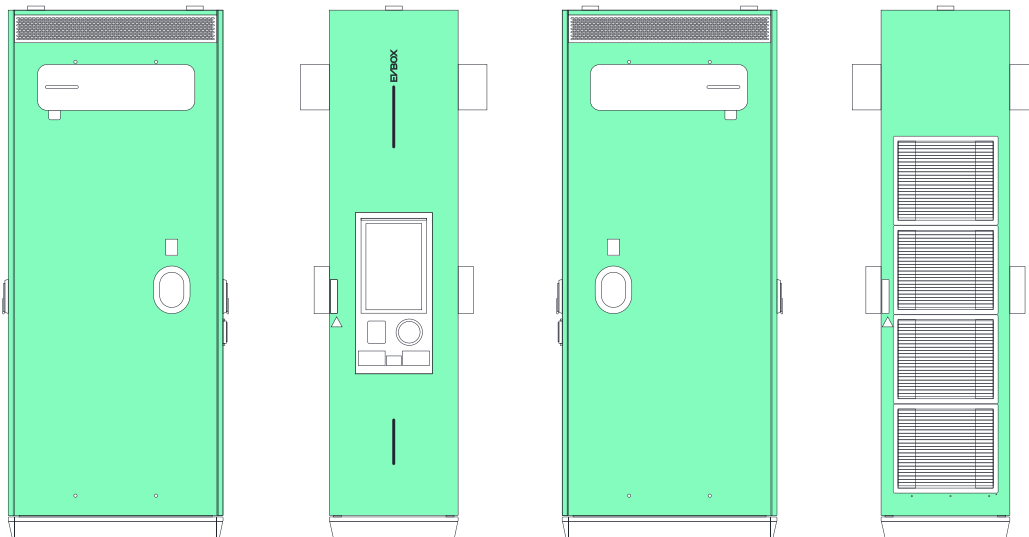
2 months for the creation of stickers after purchase order and deliverables listed above.


→ [Access the templates here.](#)


APPENDIX

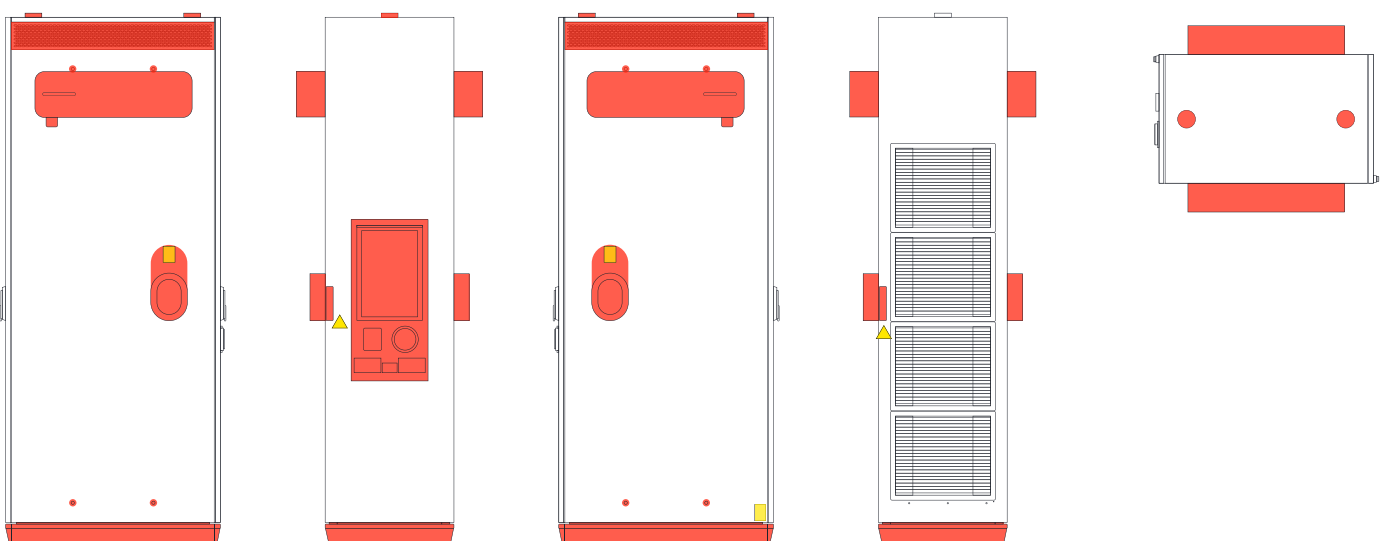
01 Branding with your preferred vendor

 Brandable areas (The EVBox logo can be removed or can stay according to your station design).



 Functional areas to keep free to allow maintenance and proper station performance. (i.e. fixation screws, ventilation areas, nozzles)

 Product information and warning stickers that should not be removed or should be replaced with an equivalent.

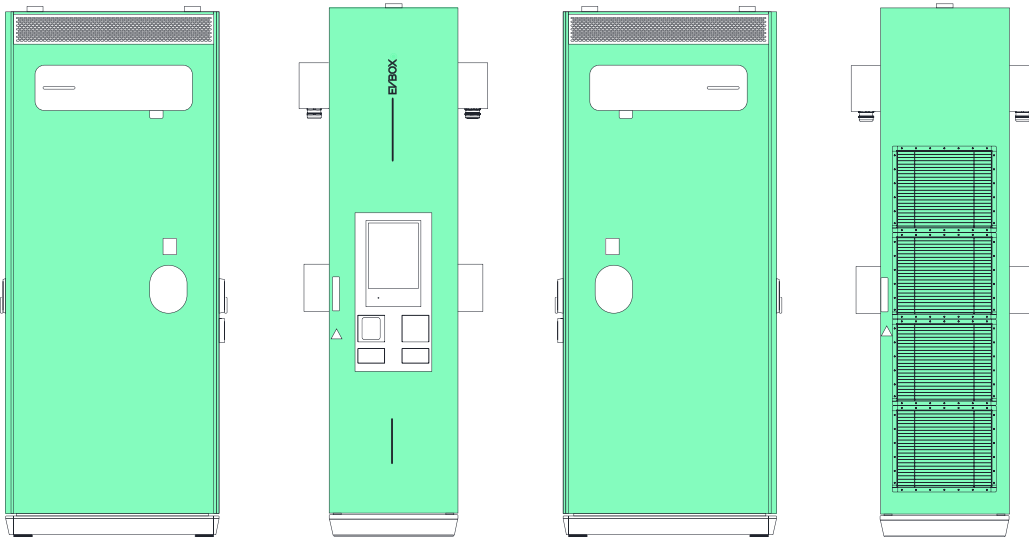



Disclaimer: EVBox does not warrant or guarantee any matters related to the custom wrapping and/or stickering of EVBox Troniq stations. Custom wrapping and/or stickering of Troniq stations is the sole responsibility of the owner of the product. Take care when removing custom wrapping or stickering, as it may damage the powder coated layers on EVBox Troniq. It is advised to use a professional company with proven experience in wrapping and/or stickering.


APPENDIX

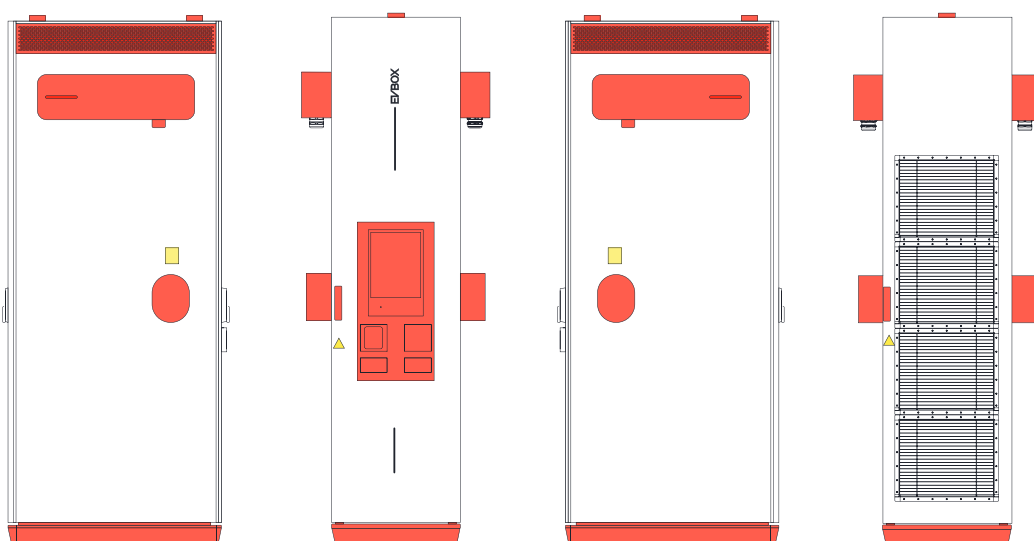
02 In-factory paint service

 Brandable areas (The EVBox logo can be removed or can stay according to your station design).



 Functional areas to keep free to allow maintenance and proper station performance. (i.e. fixation screws, ventilation areas, nozzles)

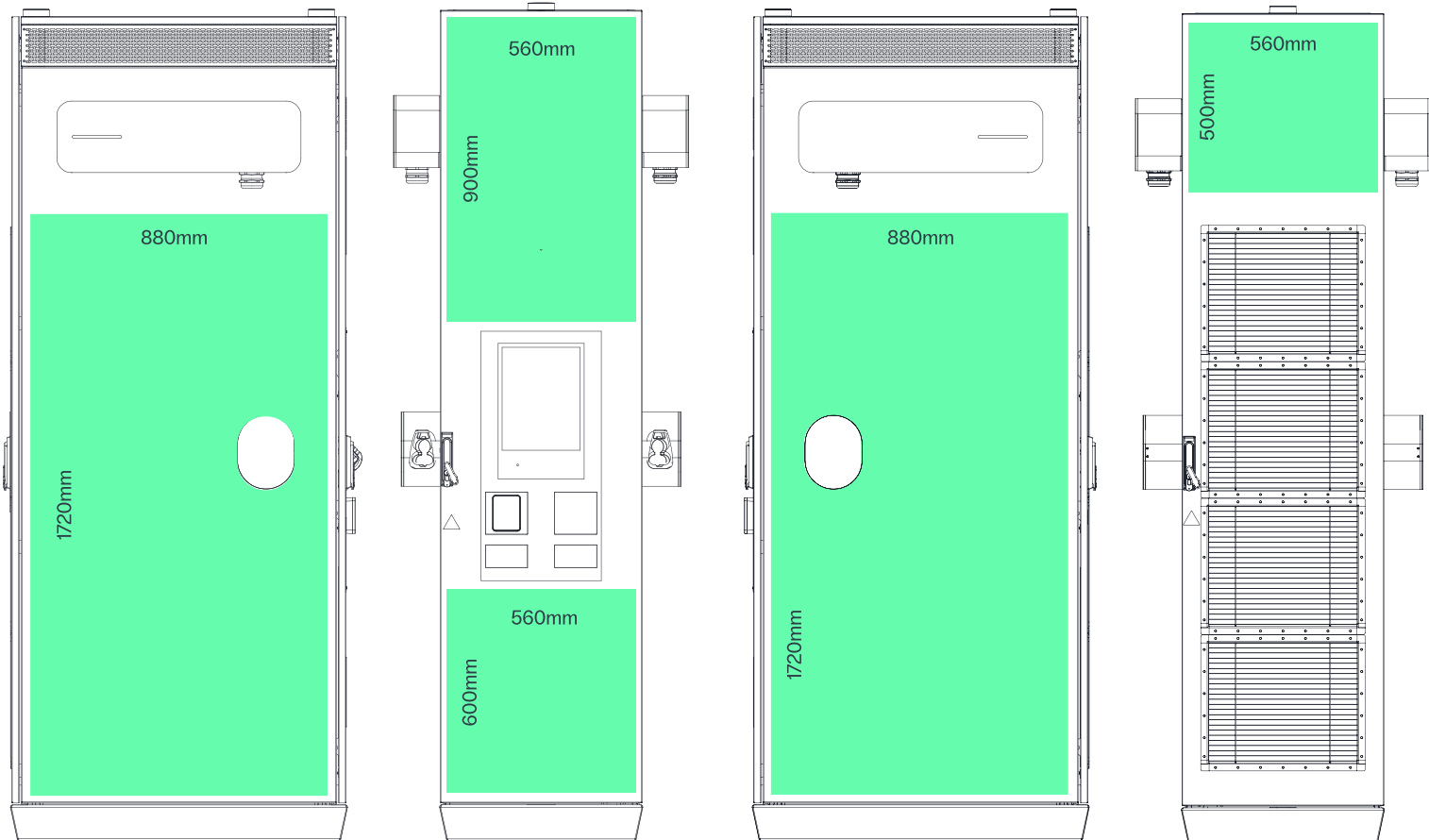
 Product information and warning stickers that should not be removed or should be replaced with an equivalent.



Disclaimer: EVBox does not warrant or guarantee any matters related to the custom wrapping and/or stickering of EVBox Troniq stations. Custom wrapping and/or stickering of Troniq stations is the sole responsibility of the owner of the product. Take care when removing custom wrapping or stickering, as it may damage the powder coated layers on EVBox Troniq. It is advised to use a professional company with proven experience in wrapping and/or stickering.

APPENDIX

03 In-factory stickering service



EVBox Troniq High
Power Station
Right Side

EVBox Troniq High
Power Station
Front

EVBox Troniq High
Power Station
Left Side

EVBox Troniq High
Power Station
Back

Disclaimer: EVBox does not warrant or guarantee any matters related to the custom wrapping and/or stickering of EVBox Troniq stations. Custom wrapping and/or stickering of Troniq stations is the sole responsibility of the owner of the product. Take care when removing custom wrapping or stickering, as it may damage the powder coated layers on EVBox Troniq. It is advised to use a professional company with proven experience in wrapping and/or stickering.